


Ballew's

ALUMINUM PRODUCTS INC



W-PAN COVERS

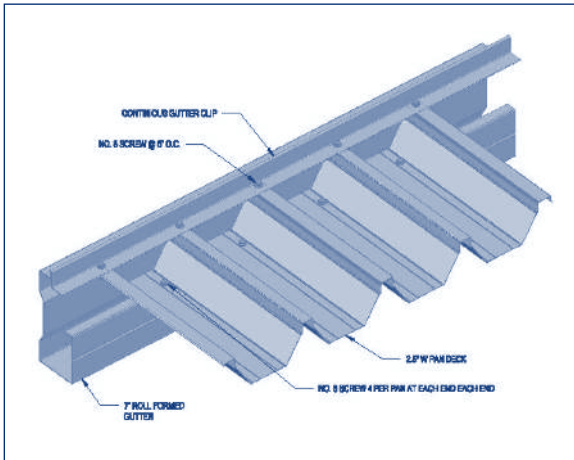
ITEM CODE	DESCRIPTION	THICKNESS	COLOR
42-25WW	12"X2.5" W-Pan	.025	WHITE
42-25BZ	12"X2.5" W-Pan	.025	BRONZE
42-25IV	12"X2.5" W-Pan	.025	IVORY
42-32WW	12"X2.5" W-Pan	.032	WHITE
42-32BZ	12"X2.5" W-Pan	.032	BRONZE
42-32IV	12"X2.5" W-Pan	.032	IVORY
42-32CA	12"x2.5" W-Pan	.032	SILVER METALLIC
42-32CL	12"X2.5" W-Pan	.032	CLAY
42-32BR	12"X2.5" W-Pan	.032	BROWN
42-32BL	12"X2.5" W-Pan	.032	BLACK
42-32GR	12"X2.5" W-Pan	.032	GRAY
42-40WW	12"X2.5" W-Pan	.040	WHITE
42-40BZ	12"X2.5" W-Pan	.040	BRONZE
42-40IV	12"X2.5" W-Pan	.040	IVORY
41-26WW	12"X2.5" W-Pan	26 ga. Steel	WHITE/IVORY
41-26IV	12"X2.5" W-Pan	26 ga. Steel	IVORY/WHITE
41-26WT	12"X2.5" W-Pan	26 ga. Steel	WHEAT/CLAY
41-26CL	12"X2.5" W-Pan	26 ga. Steel	CLAY/WHEAT
42-24SL	Skylight for W-Pan 24 ft.	.080	FROSTED
42-30SL	Skylight for W-Pan 30 ft. (60% light transmission)	.080	FROSTED
70-0099	Styrofoam plugs for W-Pan		WHITE
70-8000	Leaf guard for W-Pan		WHITE
52-20WW	2 PC Hanging rail (20 ft.)		WHITE
70-2001	10 ft. Gutter Clip		MILL FINISH



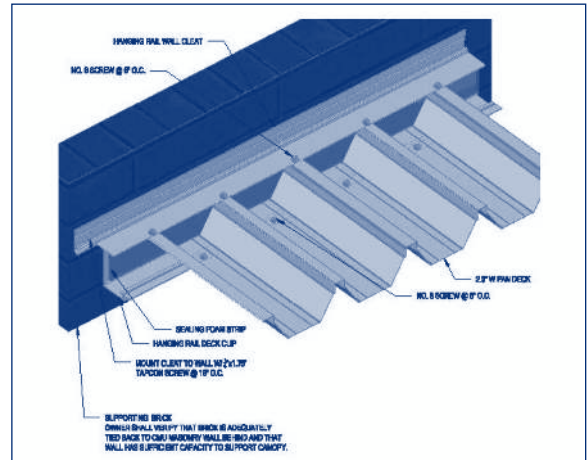
Ballew's

ALUMINUM PRODUCTS INC

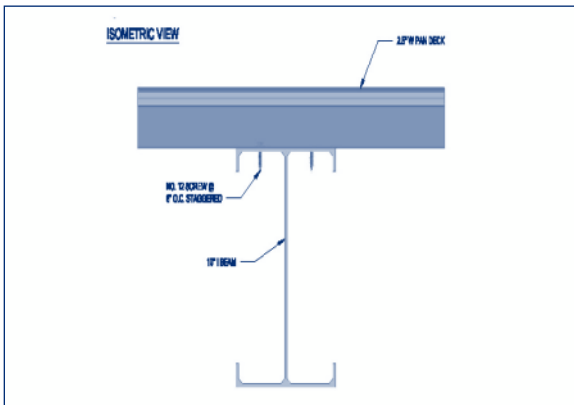
WP CONNECTIONS



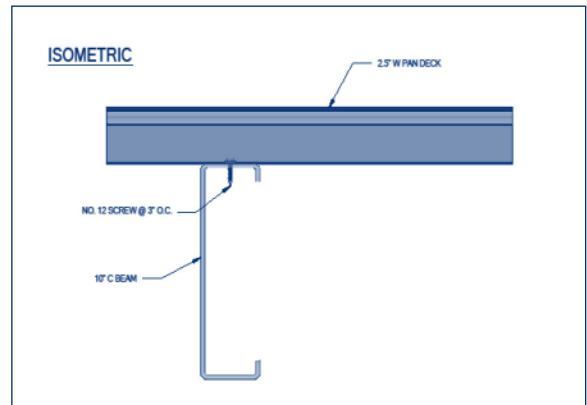
2.5" W PAN DECK TO 7" ROLL FORMED GUTTER



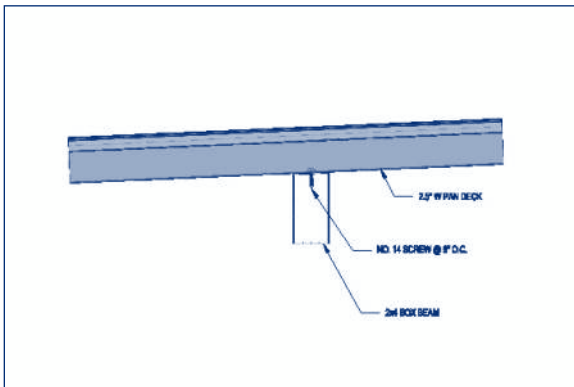
2.5" W PAN DECK TO 2 PIECE HANGING RAIL AND BRICK WALL



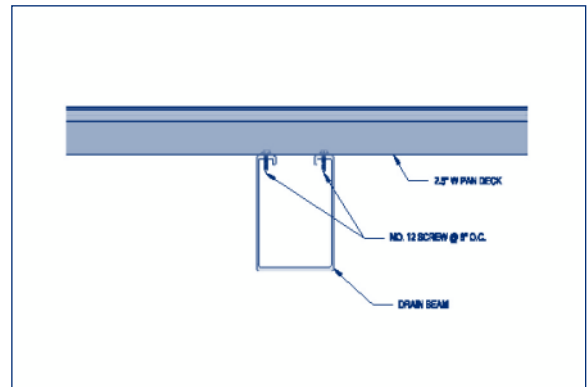
2.5" W PAN DECK TO 10" I BEAM



2.5" W PAN DECK TO 10" C BEAM



2.5" W PAN DECK TO 2x4 BOX BEAM



2.4" W PAN DECK TO DRAIN BEAM

For reference only.