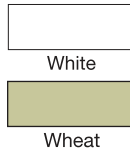


# Ballew's

ALUMINUM PRODUCTS INC



## FREEDOM SUNROOM

ALL EXTRUSIONS MADE WITH A THERMAL BREAK – 3" WALL THICKNESS

ITEM CODE	DESCRIPTION	COLOR	
810-010	18ft. Corner Post	WHITE	
810-124	24ft. Corner Post	WHITE	
810-030	24ft. Top Wall cap	WHITE	
810-025	12ft. Wall cap cover plate	WHITE	
810-040	24ft. Floor Channel	WHITE	
810-220	20ft. H-Stud	WHITE	
810-224	24ft. H-Stud	WHITE	
810-055	8ft. Electric H-Stud	WHITE	
810-060	18ft. Electric H-stud	WHITE	
810-424	24ft. Electric H-stud	WHITE	
810-312	12ft. Electric H cover plate	WHITE	
810-050	18ft. Electric H cover plate	WHITE	
810-075	8ft. Male H-stud	WHITE	
810-080	18ft. Male H-stud	WHITE	
810-524	24ft. Male H-stud	WHITE	
810-035	24ft. Transom channel	WHITE	
810-065	19ft.6in. Door Receiving channel	WHITE	
13-050W	24ft. 1/2x3/4 Angle	WHITE	
13-062W	24ft. 1x1 Angle	WHITE	
820-001	Vinyl 4x10 Wall Panel-3in.	WHITE	
70-2089	100-#8X5/8 Pan Tek	WHITE	
70-2090	100-#8X1 1/2 Pan Tek	WHITE	
70-7005	100-1/4 X 2 Drive pins	MILL FINISH	

# Ballew's

ALUMINUM PRODUCTS INC

Windows are XO Sliders with equal panes of glass for a cleaner and more attractive appearance. Interlocks at meeting rail to seal out water and air. Adjustable brass rollers provide durable troublefree operation. Twin cam locks insure top quality security. Fiberglass Screen.

ITEM CODE	DESCRIPTION	COLOR
150-35X60	36x60 Vinyl Window Annealed	WHITE
150-41X60	42x60 Vinyl Window Annealed	WHITE
150-47X60	48x60 Vinyl Window Annealed	WHITE
151-35X60	36x60 Vinyl Window Tempered	WHITE
151-41X60	42x60 Vinyl Window Tempered	WHITE
151-47X60	48x60 Vinyl Window Tempered	WHITE
150-3X12	36x12 Vinyl Transom Annealed	WHITE
150-41X12	42x12 Vinyl Transom Annealed	WHITE
150-47X12	48x12 Vinyl Transom Annealed	WHITE
151-35X12	36x12 Vinyl Transom Tempered	WHITE
151-41X12	42x12 Vinyl Transom Tempered	WHITE
151-47X12	48x12 Vinyl Transom Tempered	WHITE
151-35X18	36x18 Vinyl Transom Tempered	WHITE
151-41X18	42x18 Vinyl Transom Tempered	WHITE
151-47X18	48x18 Vinyl Transom Tempered	WHITE
151-11X60	60x12 Side Light Tempered	WHITE
151-23X60	60x24 Side Light Tempered	WHITE



Full View Entry Door. Superior Polyurethane core with 13.0 R-VALUE. Steel cladding for additional strength and durability. Mechanical interlock for exceptional structural strength. Composite lock block reinforcement for the lockset and deadbolt area. 20-gauge steel hinge reinforcement.







170-30X68	3068 Right Hand In-swing Door	WHITE
171-30X68	3068 Left Hand In-swing Door	WHITE
172-30X68	3068 Left Hand Out-swing Door	WHITE
173-30X68	3068 Right Hand Out-swing Door	WHITE
70-7010	Lockset with Deadbolt	BRUSHED NICKEL



# Ballew's

ALUMINUM PRODUCTS INC




ITEM CODE	DESCRIPTION	COLOR	
820-010	18ft. Corner Post	WHEAT	
820-124	24ft. Corner Post	WHEAT	
820-030	24ft. Top Wall Cap	WHEAT	
820-025	12ft. Wall cap cover plate	WHEAT	
820-040	24ft. Floor Channel	WHEAT	
820-020	18ft. H-stud	WHEAT	
820-224	24ft. H-stud	WHEAT	
820-060	18ft. Electric H-stud	WHEAT	
820-424	24ft. Electric H-stud	WHEAT	
820-312	12ft. Electric H cover plate	WHEAT	
820-050	18ft. Electric H cover plate	WHEAT	
820-080	18ft. Male H-stud	WHEAT	
820-524	24ft. Male H-stud	WHEAT	
820-035	24ft. Transom channel	WHEAT	
810-065	19ft.6in. Door receiving channel	WHITE	
13-050S	24ft. 1/2x3/4 Angle	WHEAT	
13-062C	24ft. 1x1 Angle	CLAY	
821-001	Vinyl 4x10 Wall Panel-3in.	WHEAT	
71-2089	100-#8X5/8 Pan Tek	SANDSTONE	
71-2090	100-#8X1 1/4 Pan Tek	SANDSTONE	
70-7005	100-1/4X2 Drive Pins	MILL FINISH	

# Ballew's

ALUMINUM PRODUCTS INC

Windows are XO Sliders with equal panes of glass for a cleaner and more attractive appearance. Interlocks at meeting rail to seal out water and air. Adjustable brass rollers provide durable trouble-free operation. Twin cam locks insure top quality security. Fiberglass screen.

ITEM CODE	DESCRIPTION	COLOR
160-35X60	36x60 Vinyl Window Annealed	WHEAT
160-41X60	42x60 Vinyl Window Annealed	WHEAT
160-47X60	48x60 Vinyl Window Annealed	WHEAT
161-35X60	36x60 Vinyl Window Tempered	WHEAT
161-41X60	42x60 Vinyl Window Tempered	WHEAT
161-48X60	48x60 Vinyl Window Tempered	WHEAT
160-36X12	36x12 Vinyl Transom Annealed	WHEAT
160-42X12	42x12 Vinyl Transom Annealed	WHEAT
160-48X12	48x12 Vinyl Transom Annealed	WHEAT
161-12X36	36x12 Vinyl Transom Tempered	WHEAT
161-12X42	42x12 Vinyl Transom Tempered	WHEAT
161-12X48	48x12 Vinyl Transom Tempered	WHEAT
161-18X36	36x18 Vinyl Transom Tempered	WHEAT
161-18X42	42x18 Vinyl Transom Tempered	WHEAT
161-18X48	48x18 Vinyl Transom Tempered	WHEAT
161-12X60	60x12 Side Light Tempered	WHEAT
161-24X60	60x24 Side Light Tempered	WHEAT



Full View Entry Door. Superior Polyurethane core with 13.0 R-VALUE. Steel cladding for additional strength and durability. Mechanical interlock for exceptional structural strength. Composite lock block reinforcement for the lockset and deadbolt area. 20-gauge steel hinge reinforcement.

174-30X68	3068 Right Hand in-swing Door	WHEAT
175-30X68	3068 Left Hand in-swing Door	WHEAT
176-30X68	3068 Left Hand out-swing Door	WHEAT
177-30X68	3068 Right Hand out-swing Door	WHEAT
70-7010	Lockset with Deadbolt	BRUSHED NICKEL

